

MVS1200 SERIES

Mobile Broadband Satellite Communications


The MVS Series from TracStar allows non-skilled personnel to operate mobile Very Small Aperture Terminal (VSAT) satellite communications equipment enabling the user to access any broadband application over satellite.

The MVS Series antennas are typically owned and operated by:

- ▶ Corporations with remote or mobile office and monitoring applications
- ▶ Federal, state and local government agencies for law enforcement, emergency response and home-land security communications
- ▶ Military rapid deployment, SATCOM on the pause applications

With TracStar's MVS Series antennas, users enjoy the same reliable, secure, high-speed IP based data communications they are accustomed to in the office, while mobile. Users can get connected *Anywhere/Anytime* for applications such as:

- ▶ Secure, high-speed digital communications
- ▶ High-speed Internet access
- ▶ Voice and Fax communications
- ▶ Teleconferencing
- ▶ Wide area private network extension
- ▶ Video broadcasting



Convert Any Vehicle to a Mobile Wireless Broadband Hot-Spot



The MVS Series of auto-acquisition antennas feature:

- ▶ Automatic satellite acquisition with a single button push
- ▶ Rapid deployment and operation on every Ku-band satellite, worldwide
- ▶ Works with every satellite modem
- ▶ TracStar Technology *eliminates* the need for -
 - ▷ Special test equipment for antenna alignment
 - ▷ Computers or peripheral equipment to operate the antenna
 - ▷ Phone calls to network operators or service providers

Every antenna comes equipped with the following standard equipment:

- ▶ High precision and stiffness, low backlash drive system
- ▶ Built-in GPS and compass
- ▶ Built-in satellite receiver
- ▶ Built-in level compensation
- ▶ Automatic polarization alignment
- ▶ Safe and easy installation, no calibrations required

TracStar
Broadband Anywhere - Anytime

MOBILE WIRELESS BROADBAND
HIGH SPEED DATA - INTERNET - VOIP - FAX - VIDEO

MVS 1200 / 1200P Specifications



Mobile Satellite Link

The MVS1200 will convert from stowed to automatically locked-on in a few minutes. The simple push of a button will put the unit in either mode. There are no external computers or other devices needed to operate the antenna. Serial communications are available including a GPS string for satellite modems.



Ease of Deployment

Easily configurable into any mobile environment, the MVS1200 is ready to deploy anywhere. The base is designed to accommodate flat roof or rack mount vehicles. The antenna automatically compensates for sloped surfaces up to 10 degrees.

OPTIONS




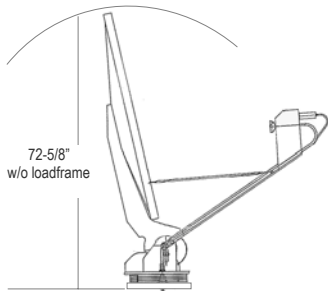
Control Panel

TracStar's One Touch Go and Stow technology maximizes ease of deployment. The menu driven control panel comes in a portable hand-held unit or a 1U rack mount panel. The controller is used for standard operation, or for configuring the antenna for worldwide operation.



Portability MVS1200P2

The MVS1200P2 solution provides a rugged 2-piece reflector, with a portable container for a shippable and highly flexible rapid deployment requirement. Quick assembly of the reflector allows full access to a ready-to-deploy antenna in minutes.



*Loadframe is used for mounting antenna to rooftops to distribute weight across a greater area and provide additional structural integrity to the mount mechanism.

Reflector

Size	1.2M Prime Focus Offset
Offset Mount Geometry	Elevation over Azimuth
Polarization	Rotation of Feed

Travel

Azimuth	±200° Roto-Lok from Stow Position
Full Coverage	
Elevation	0-67° of reflector boresight
Standard Configuration	
Polarization	±95°

Travel Velocity

Slowing/Deploying	2°/second
Peaking	5°/second
Manual Jog	1.0° or 0.2°/second

Electrical Interface

RF	75Ω Tx / Rx Type F Connector (50Ω option)	<i>Antenna only. Does not include RF or base band equipment</i>
Interfacility Link	30 ft: 2ea. RG6 Coax, 1 Control Cable	
Motors	26VDC Servo w/ Optical Encoder	
Controller (1U) / Power Supply	50/60Hz, 110/220VAC, Single Phase	
Power Consumption – Motors Active	250 Watts	
Power Consumption – Idle	30 Watts	

Antenna Characteristics

	Receive	Transmit
Frequency	10.95 – 12.75 Ghz	13.75 – 14.5Ghz
Gain (±.2dBi)	41.5 dBi	43.0 dBi
	1.30:1	
Antenna Noise Temperature		
	20° EL	46°K
	30° EL	43°K
Antenna Cross-Polarization	Within 1dB contour	-30dB Max
	Any Angle off Axis	-25dB Max
Sidelobe Envelope Co-Pol, (dBi)		
	1.0° < θ < 20°	29-25 Log θdBi
	20° < θ < 26.3°	-3.5 dBi
	26.3° < θ < 48°	32-25 Log θ dBi
	48° < θ	-10 dBi (Typical)
VSWR		1.3:1 Max

Physical Data

Approximate Weight (w/o BUC/ LNB)	150 lbs (Est)
Max. Length with IFL Cables Connected	74"
Height	
Stowed (w/o loadframe)*	17"
Deployed (w/o loadframe) *	72.25"
Emergency Drive	Manual Handcrank of Az & El axis

Antenna Controller

One button operation automatic satellite acquisition with integrated GPS/Compass/Level Sensors and user configurable satellite selection		
Portable Power Supply/Display Unit		
Weight:	Power Supply/Display Unit	2 lbs / .5 lbs.
Dimensions	Power Supply (CE Approved)	9"W x 10.25"D x 2.5"H
	Display Unit	5½"W x 3¼"D x 1-3/8"H
Rack Mount (1U)		
Weight		4.5 lbs
Dimensions (inches)		19"W x 8.0"D x 1.75"H

Environmental

Wind		
Survival - Stowed		100 mph
Survival - Operational		60 mph
Temperature		
Operational		-20°F to 125°F
Storage		-30°F to 140°F

Specifications are subject to change without notice



TracStar Systems, Inc. • 2400 N. Orange Blossom Trail • Orlando, FL 32804
407.650.9054 • FAX 407.650.9086

www.tracstar.net sales@tracstar.net

1200-4-04 © TracStar Systems, Inc. 2004 All Rights Reserved